

Built for Heavy Material Lifting!




ES-550




- The Perfect Lifter for:
- ◆ HVAC Contractors
 - ◆ Electrical Contractors
 - ◆ Industrial Maintenance
 - ◆ Steel Frame Erection
 - ◆ Facilities Maintenance


◆ ES-700 with optional pipe forks. ◆ ES-700 with standard forks



CS - series
Manual Operation



Standard Fork(Part#3017008)
 ◆ Comes standard with each ES/CS lifter.
 ◆ Load capacity - 300 kg
 ◆ Weight - 14 kg
 ◆ Dimensions - 600x700x355 mm



Optional Accessory(Part#3017014)
 ◆ Pipe Forks
 ◆ Load capacity - 300kg
 ◆ Weight - 16 kg
 ◆ Dimensions - 600x700x355 mm

CARGO LIFTER	ES/CS-380	ES/CS-550	ES/CS-700	ES/CS-850
Basic Height	cm 217	217	217	217
Lifting Height (forks up)	cm 330	498	664	816
Lifting Height (forks down)	cm 385	553	716	871
Load capacity - 38.5cm from boom	Kg 300	300	300	300
Load capacity - 70.0cm from boom	Kg 300	250	200	200
Basic dimensions (stowed)	cm 90x76	90x76	90x76	90x76
Basic dimensions (operating)	cm 216x170	216x170	216x170	216x170
Fork dimensions	cm 64x56	64x56	64x56	64x56
Ground clearance (forks up)	cm 0	0	0	0
Ground clearance (forks down)	cm 58	58	58	58
Machine weight-ES	Kg 176	198	219	240
Machine weight-CS	Kg 144	166	187	209
Shipping Size	cm 117x78x231	117x78x231	117x78x231	117x78x231

(Specifications subject to change without notice)



Equipped with level to help operator ensure safe setup.

Electrical or Manual

1. Available as a powered unit with electrical motor (ES) or Manual unit (CS).
2. Robust, durable mast.
3. Safety anti-fall system on mast.
4. Load capacity 300kg.
5. One person can easily load and unload from a vehicle.
6. Legs fold, making it easy to setup and manoeuvre on-site.
7. Steel cable and pulleys are covered for safety.
8. Counter-weights are not required.